



# INTRODUCING EQUALITY INSIGHTS

*Equality Insights* is a gender data program delivered by the International Women’s Development Agency (IWDA). We use an innovative measure, survey and methodology to collect **quality, gender-sensitive data** about **multidimensional poverty** and **inequality**, to accelerate change.

The resulting insights provide a truer picture of the circumstances of individuals and groups, and how these vary, to inform **targeted, responsive, evidence-based** and **data-driven solutions** that tackle poverty and reduce inequalities.



[www.equalityinsights.org](http://www.equalityinsights.org)

“AN ESTIMATED **ONE-THIRD** OF GLOBAL INEQUALITY IS FOUND WITHIN THE HOUSEHOLD.”<sup>[1]</sup>

## OVERVIEW

The *Equality Insights* measure is a quantitative, individual-level, gender-sensitive measure of multidimensional poverty, underpinned by a series of research collaborations commencing in 2008, and multi-year programs of work. It builds on previous work on the Individual Deprivation Measure (IDM), and was developed as an alternative to household-level measurement of poverty.

Designed for use across contexts and over time, *Equality Insights* provides data that can be disaggregated to show how poverty varies for different groups and whether it disproportionately affects people based on gender, age, disability status or other demographic characteristics.<sup>[2]</sup>

Grounded in feminist principles, rights and capabilities, and lived experience of poverty, the measure and associated survey has been reviewed,<sup>[3]</sup> audited,<sup>[4]</sup> tested through use in seven countries (see map) and iteratively adapted.<sup>[5]</sup>

FINANCIAL INSIGHTS		MULTIDIMENSIONAL INSIGHTS					
ASSETS 	CLOTHING 	EDUCATION 	ENERGY 	ENVIRONMENT 	FAMILY PLANNING 	FOOD 	HEALTH 
RELATIONSHIPS 	SAFETY 	SANITATION 	SHELTER 	TIME-USE 	VOICE 	WATER 	WORK 

*Equality Insights* assesses multidimensional poverty by considering 15 dimensions of life—clothing, education, energy, environment, family planning, food, health, relationships, safety, sanitation, shelter, time use, voice, water, and work. It also assesses financial circumstances by measuring assets.

## FEATURES OF EQUALITY INSIGHTS



**Multidimensional and rights-based:** measures the areas of life that people with lived experience of poverty believe define poverty and which need to change to not be poor.



**Individual and intersectional:** collects information about individual circumstances from all adults within a household, providing insights into differences inside households and painting a more accurate picture of the factors driving poverty and inequality.



**Gender-sensitive:** assesses areas of life that are shaped by gender with questions that help to show how this influences experiences of poverty and inequality.

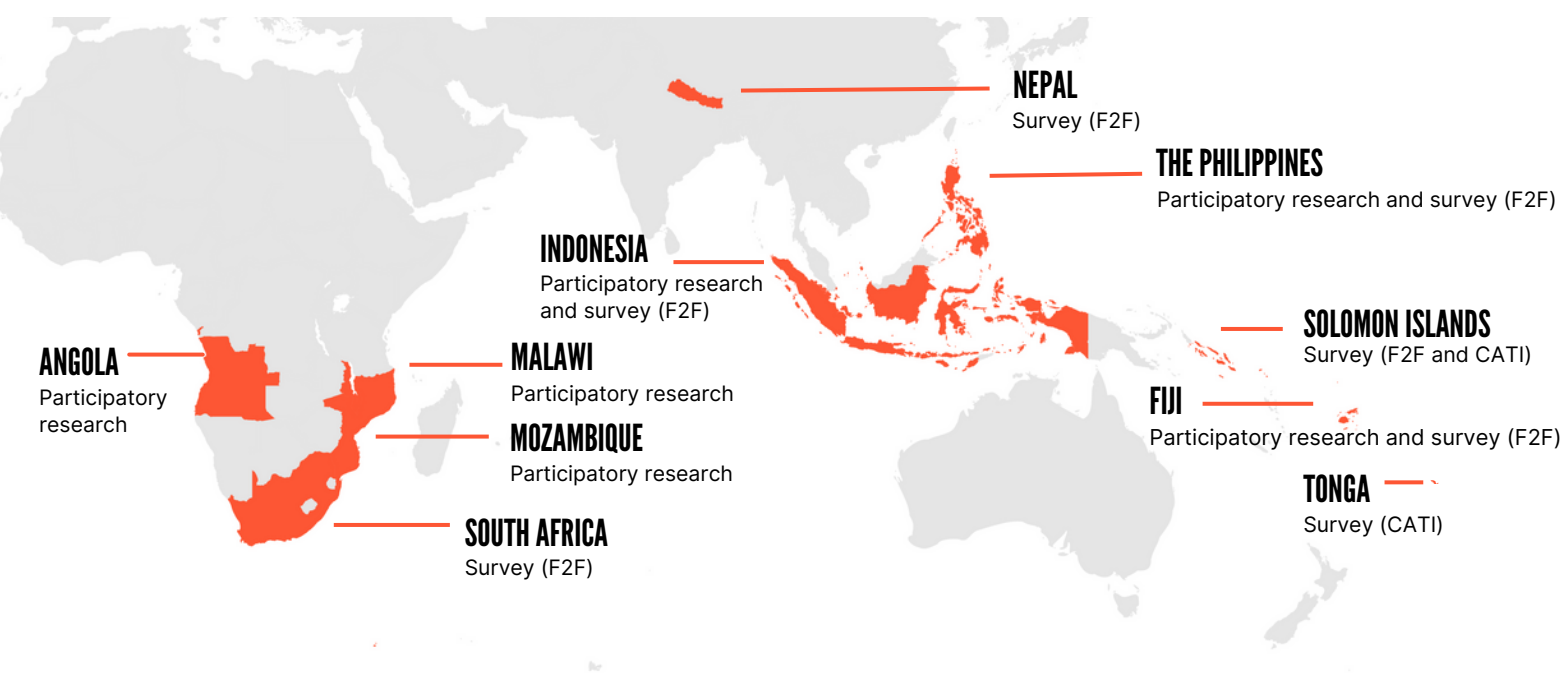
## HOW EQUALITY INSIGHTS WORKS

*Equality Insights* provides new insights into multidimensional deprivations experienced by particular groups, beyond income and monetary wealth. It offers insights into material, social, economic, environmental, and political factors shaping poverty and inequality that are recognised limitations of household-level measurement.

Collecting primary data from individual adults enables disaggregation and analysis by gender, age, disability, rural/urban location, and other demographic characteristics, and the intersections of these. Individual-level measurement makes it possible to see the implications of overlapping barriers facing particular groups, and how patterns of deprivation vary.<sup>[6]</sup>

Sampling every adult in a household enables analysis of differences in poverty among household members.<sup>[7]</sup> Analysing differences inside households can also identify the 'invisible poor' – poor individuals who live in better-off households and so are missed when using household-level circumstances to determine poverty status and target poverty reduction interventions.<sup>[8]</sup>

*Equality Insights* enables analysis that can inform targeted and responsive policies and programs. Insights can be used to address barriers and inequalities, monitor what is changing, for whom, and support countries to realise the global commitment to leave no one behind.



## EQUALITY INSIGHTS PLUS


*Equality Insights Plus* is a face-to-face survey that collects in-depth information about 15 key areas of life plus assets. The insights it reveals show how gender, age, disability, geographic location and other factors shape and deepen experiences of poverty and inequality. It will be available following incorporation of learning from the development and initial use of *Equality Insights Rapid*.

## EQUALITY INSIGHTS RAPID

*Equality Insights Rapid* has been designed to collect data remotely, in response to the COVID-19 context. The survey is conducted by phone using Computer Assisted Telephone Interviewing (CATI), and is a shorter variant of *Equality Insights Plus*, while maintaining the focus on 15 key areas of life plus assets.

## EXPLORE OUR WORK

Equality Insights Rapid  
REPORT, TONGA SURVEY  
2022



Equality Insights Rapid  
REPORT, SOLOMON ISLANDS SURVEY  
2022




Equality Insights Rapid  
TOOL DEVELOPMENT REPORT





## EQUALITY INSIGHTS DATA PORTAL



[www.equalityinsights.org/data-portal/](http://www.equalityinsights.org/data-portal/)

The data portal is a newly developed platform that holds gender-sensitive data from *Equality Insights Rapid* Surveys in Tonga and Solomon Islands. Available to all and accessible, we hope that the data within can be harnessed for collective impact to drive change forward.

## PARTNER WITH US

Equality Insights collaborates with many kinds of organisations as we work to improve evidence and accelerate action on poverty and inequalities. Email [info@equalityinsights.org](mailto:info@equalityinsights.org) to explore options or for more information.

## NOTES

- [1] Kanbur, Ravi. *Intra-Household Inequality and Overall Inequality*. Cornell Dyson School Working Paper, 2016.
- [2] Wisor, Scott. et al. *Individual Deprivation Measure: A gender sensitive approach to poverty measurement*. Canberra: Australian National University. 2014.
- [3] Hunt, Janet, Bessell, Sharon, Crawford, Joanne, Fisk, Kylie, Nguyen, Hieu, Pham, Trang, Suich, Helen & Yap, Mandy. *The Individual Deprivation Measure: Methodology Update 2017*. Australian National University, Canberra and International Women's Development Agency, Melbourne. 2017.
- [4] Caperna, Giulio & Papadimitriou, Eleni. *JRC Statistical Audit of the Individual Deprivation Measure*, Joint Research Centre. EUR 30320 EN, Publications Office of the European Union, Luxembourg. 2020.
- [5] As part of IWDA's *Equality Insights* program, statistical performance of IDM items in five countries were reviewed to inform item reduction for the *Equality Insights Plus* face-to-face survey, and provided a base for developing *Equality Insights Rapid*. See Meinhart, Melissa & Russell, Cheryl. 2022. *Equality Insights Rapid: Tool Development Report*. Melbourne, International Women's Development Agency.
- [6] Fisk, K., McInerney, C., Rehill, P., Crawford, J. & Pradela, J. *Gender insights in the Solomon Islands: Findings from a two-province study using the Individual Deprivation Measure*. Melbourne: International Women's Development Agency. 2020.
- [7] McInerney, C. & Fisk, K. *Measuring gender inequality within the household using the Individual Deprivation Measure in Fiji*. UNECE Conference of European Statisticians Work Session on Gender Statistics. Neuchatel, Switzerland. (2019). Available from:
- [8] World Bank. 2018. *Poverty and Shared Prosperity 2018: Piecing Together the Poverty Puzzle*. Washington, DC: World Bank, pp.6-7